



Food and Agriculture
Organization of the
United Nations



This programme is co-funded by
the European Union



**Programme for Sustainable and Inclusive Growth
in the Fisheries Sector: Capture Component
(CAPFISH-Capture)**

**Catch Monitoring Assessment Survey of Marine Fisheries Production
at Landing Sites in Cambodia**

**MONTHLY STATISTICAL REPORT OF MARINE
FISHERIES PRODUCTION IN DECEMBER 2022**

Prepared: Marine Fisheries Research and Development Institute (MaFREDI)

This publication was produced with the financial support of the European Union. Its contents are the sole responsibility of Fisheries Administration and do not necessarily reflect the views of the European Union

1. Introduction and methodology

MaFReDI, with technical assistance from FAO CAPFISH project under EU budget support, is currently piloting scientific catch monitoring at marine landing sites in the four coastal provinces in Cambodia. The aim is to obtain better information on catch and effort by marine fisheries in Cambodia, and to develop a sustainable catch monitoring methodology for implementation by provincial fisheries administrations, supported by MaFReDI. Coverage of landing sites and fishery sectors is gradually expanded, since the start of catch monitoring in July 2021. The current statistical report, provides preliminary analysis based on sample data and focuses on the main indicators that are covered by the catch monitoring sample survey. Therefore, the results do not represent final estimates and may be changed in future updates.

A description of the methodology can be found in: Fisheries Administration (FiA). 2021. Manual for Fish Catch Monitoring Assessment for Marine Fisheries in Cambodia. Marine Fisheries Research and Development Institute of the Fisheries Administration, Phnom Penh, Cambodia. 38 pages.

Data collection for December 2022 was conducted at 8 fish landing sites in all coastal provinces.

Table 1. Number of random selected landings recorded by vessel class and landing site.

Province	landings	Small Scale	Middle Scale
Koh Kong	Oknha Lyon Phat	9	18
Koh Kong	Thmasar	16	12
Preah Sihanouk	Stueng Hav		28
Preah Sihanouk	Tumnup Rolok	11	17
Kampot	Kampong Kandal	6	22
Kampot	Trapeang Ropov	16	12
Kep	Ampeng	1	27
Kep	Oukrasa	5	23
Grand Total		64	159

Middle-scale vessels includes vessel length 12-24 and all trawlers regardless of size, as well as all vessels operating blood cockle dragnet.

2. Statistical tables and results

2.1. Reported catch by gear

Table 2. Mean reported catch in sampled landings (kg) for December 2022.

Province	Landing site	Gear	Small Scale		Middle Scale	
			Mean	ε%	Mean	ε%
Koh Kong	Thmasar	Blood cockle dragnet			5.0	20.0%
Koh Kong	Oknha Lyon Phat	Bottom longline for Squid			300.0	0.0%
Koh Kong	Thmasar	Centipede trap	5.1	70.8%		
Kep	Oukrasa	Crab gillnet			18.3	13.3%
Koh Kong	Thmasar	Crab gillnet	4.8	19.0%	5.1	18.0%
Sihanouk	Tumnup Rolok	Crab gillnet	170.9	17.2%	182.3	11.4%
Kampot	Trapeang Ropov	Crab trap			21.6	1.1%
Kep	Oukrasa	Crab trap	7.0	42.9%	39.6	19.4%
Kampot	Trapeang Ropov	Fish gillnet	108.1	17.7%	70.0	28.6%

Province	Landing site	Gear	Small Scale		Middle Scale	
			Mean	ε%	Mean	ε%
Kep	Oukrasa	Fish gillnet	22.5	23.1%		
Koh Kong	Thmasar	Fish gillnet			23.5	70.2%
Sihanouk	Tumnup Rolok	Fish gillnet			822.0	17.5%
Koh Kong	Oknha Lyon Phat	Fish trap			1,125.0	15.6%
Kampot	Kampong Kandal	Halfbeak gillnet			1,750.5	14.3%
Koh Kong	Oknha Lyon Phat	Mackerel Gillnet	50.0	20.0%	42.6	18.5%
Koh Kong	Oknha Lyon Phat	Octopus trap longline	195.0	28.2%	306.7	13.1%
Kep	Ampeng	Other	6.3	10.1%		
Koh Kong	Thmasar	Push net	33.5	25.4%	26.0	92.3%
Sihanouk	Stueng Hav	Shrimp gillnet			20.2	17.7%
Kep	Ampeng	Squid tow longline			16.5	9.1%
Kampot	Kampong Kandal	Trawl ¹			32.4	8.1%
Kampot	Trapeang Ropov	Trawl			47.8	4.5%
Kep	Ampeng	Trawl			34.3	3.6%
Koh Kong	Oknha Lyon Phat	Trawl			4,500.0	77.8%
Koh Kong	Thmasar	Trawl			52.9	0.8%
Sihanouk	Stueng Hav	Trawl			2,227.9	31.9%
Sihanouk	Tumnup Rolok	Trawl			100.0	9.8%

ε% is the relative standard error, if higher than 30%, values are not statistically accurate and cannot be used; average catch without ε% are based on a single observation, are not representative for that gear and are not included in the table.

Table 2. Proportion of landings recorded for all gears by province, with contribution to recorded catch (kg).

Gear	Koh Kong	Preah Sihanouk	Kampot	Kep	Total kg	%Total
Trawl	16.2%	78.7%	2.2%	2.9%	42,965.5	65.5%
Mackerel Gillnet	7.2%		92.0%	0.8%	5,705.0	8.7%
Fish gillnet	56.6%	32.5%	8.8%	2.1%	4,664.3	7.1%
Shrimp gillnet	96.1%	3.9%			4,558.0	6.9%
Halfbeak gillnet			100.0%		3,118.0	4.8%
Crab gillnet	4.7%	63.8%		31.5%	1,237.0	1.9%
Spanish mackerel gillnet	100.0%				600.0	0.9%
Octopus trap longline	100.0%				500.0	0.8%
Crab trap	3.5%		58.6%	37.8%	282.8	0.4%
Squid trap	100.0%				260.0	0.4%
Centipede trap	27.9%			72.1%	259.5	0.4%
Crab gillnet & Shrimp gillnet		100.0%			247.5	0.4%
Snail trap	100.0%				246.0	0.4%
Siganus (Fish) gillnet			100.0%		215.0	0.3%
Shrimp gillnet & Crab gillnet		100.0%			201.0	0.3%
Push net	100.0%				188.8	0.3%
Siganus (Fish) & Halfbeak gillnet			100.0%		130.0	0.2%
Crab, Fish & Shrimp gillnet		100.0%			81.0	0.1%
Indian Threadfin Gillnet			100.0%		70.0	0.1%

¹ originally classified as 'beach seines', this was corrected during 2022, recording this gear as 'Trawl'

Gear	Koh Kong	Preah Sihanouk	Kampot	Kep	Total kg	%Total
Unspecified gear	100.0%				20.0	0.0%
Hand push net				100.0%	17.0	0.0%
Bottom longline for Squid			100.0%		10.0	0.0%
Grand Total	24.9%	56.2%	15.7%	3.2%		100.0%

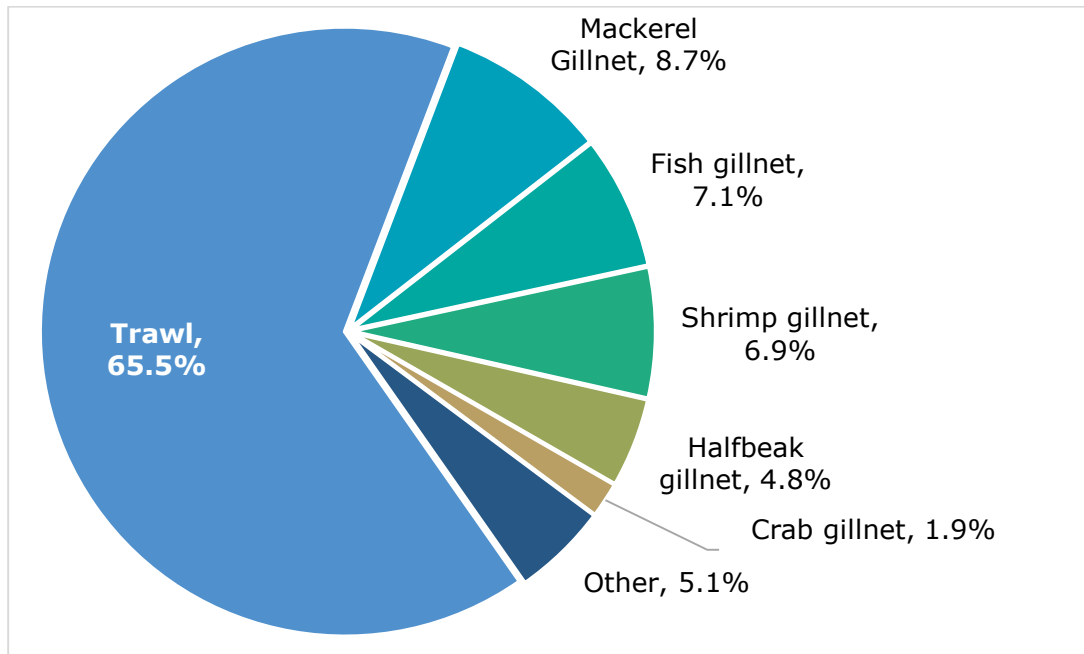


Figure 1. Contribution of main gear types to reported catch.

2.2. Catch and value by species

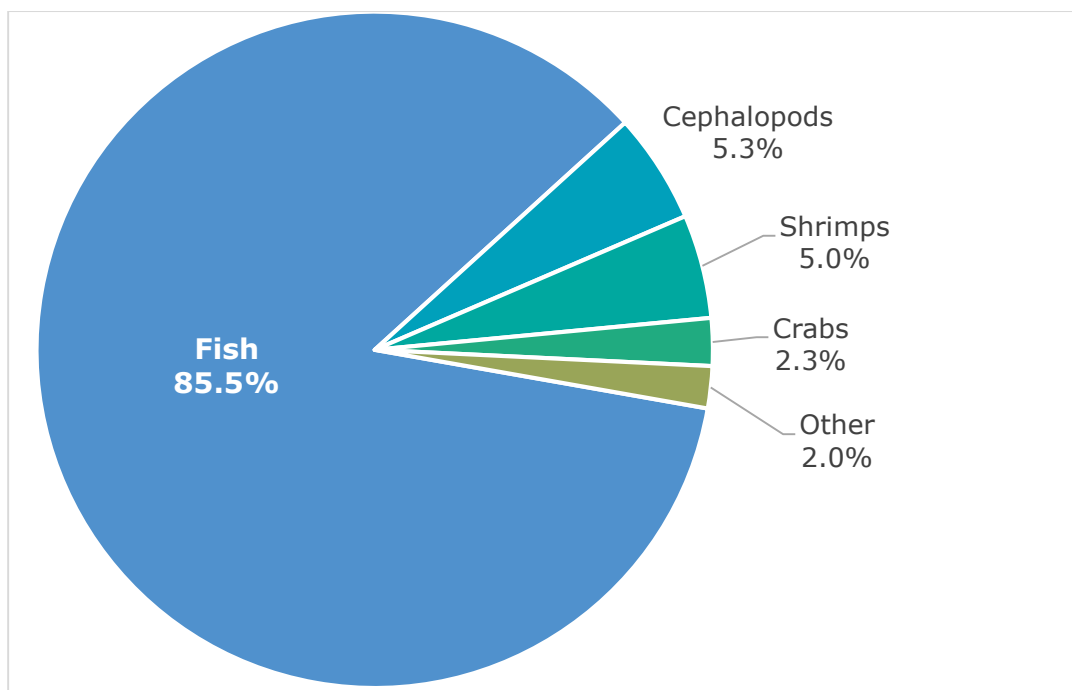


Figure 2. Contribution of main aquatic animal groups to reported catch (total reported weight: 80,366 kg).

Table 3. Top 20 reported species and species groups **by weight** (kg)

Scientific name	English Common	Catch	Catch%	
			% Total	% Cum. ²
	Trash fish	27,125	33.8%	33.8%
	Other fish nei	23,626	29.4%	63.2%
<i>Decapterus macrosoma</i>	Shortfin scad	4,643	5.8%	68.9%
<i>Encrasicholina heteroloba</i>	Shorthead anchovy	4,532	5.6%	74.6%
<i>Penaeus sp.</i>	Prawns nei	3,388	4.2%	78.8%
	Needlefish nei	3,160	3.9%	82.7%
	Squids nei	2,886	3.6%	86.3%
<i>Rastrelliger brachysoma</i>	Short mackerel	1,810	2.3%	88.6%
<i>Portunus pelagicus</i>	Swimming crab	1,768	2.2%	90.8%
<i>Sardinella gibbosa</i>	goldstripe sardine	1,070	1.3%	92.1%
	Other catch nei	1,040	1.3%	93.4%
	Octopus	859	1.1%	94.5%
<i>Anodontostoma chacunda</i>	Chacunda gizzard shad	843	1.0%	95.5%
<i>Rastrelliger kanagurta</i>	Indian mackerel	695	0.9%	96.4%
<i>Suborder Sepiina</i>	Cuttlefish	484	0.6%	97.0%
	Rabbitfish	293	0.4%	97.3%
<i>Penaeus monodon</i>	Giant tiger prawn	270	0.3%	97.7%
	Crabs (swimming crab, mud crab)	263	0.3%	98.0%
	Small mixed shrimp nei	223	0.3%	98.3%
<i>Megalaspis cordyla</i>	Torpedo scad	215	0.3%	98.5%
Other species		1,173	1.5%	100.0%
Total reported catch		80,366		

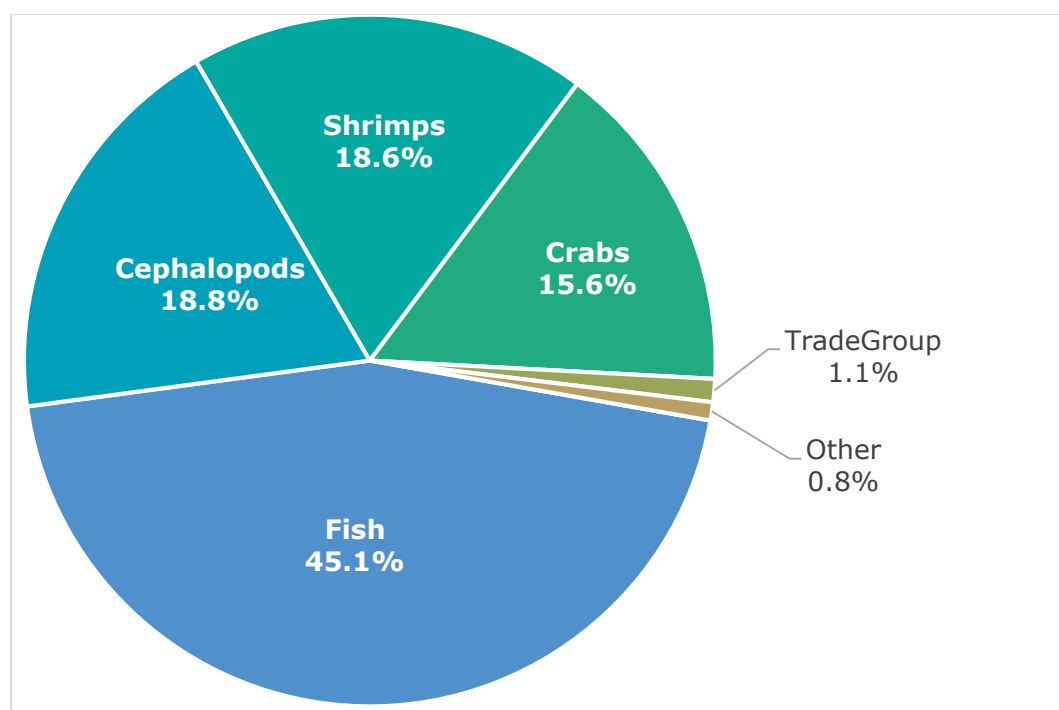


Figure 3. Proportion of total reported value (1000 Riel), by main aquatic animal group (Total reported value: 361,400,000 Riel).

² This represents the cumulative proportion, as a measure for the diversity of the catches.

Table 4. Top 20 reported species by value (1000 Riel) and average price/kg.

Scientific name	English Common	Value (1000 Riel)	%Value	%Cum	Price (Riels/ Kg)
	Other fish nei	71,198	19.7%	19.7%	4,000
<i>Penaeus sp.</i>	Prawns nei	57,579	15.9%	35.6%	20,000
<i>Portunus pelagicus</i>	Swimming crab	55,403	15.3%	51.0%	26,000
	Squids nei	48,832	13.5%	64.5%	14,000
<i>Decapterus macrosoma</i>	Shortfin scad	26,875	7.4%	71.9%	6,000
	trash fish	19,162	5.3%	77.2%	1,000
	Needlefish nei	15,660	4.3%	81.5%	8,000
<i>Suborder Sepiina</i>	Cuttlefish	9,907	2.7%	84.3%	16,000
	Octopus	9,037	2.5%	86.8%	13,000
<i>Sardinella gibbosa</i>	goldstripe sardine	6,350	1.8%	88.5%	6,000
<i>Rastrelliger brachysoma</i>	Short mackerel	6,263	1.7%	90.3%	4,000
<i>Penaeus monodon</i>	Giant tiger prawn	4,184	1.2%	91.4%	20,000
<i>Rastrelliger kanagurta</i>	Indian mackerel	4,040	1.1%	92.6%	9,000
	Mantis shrimp	3,575	1.0%	93.5%	59,000
<i>Encrasicholina heteroloba</i>	Shorthead anchovy	3,312	0.9%	94.5%	1,000
<i>Anodontostoma chacunda</i>	Chacunda gizzard shad	2,747	0.8%	95.2%	3,000
	Cephalopods (squids/cuttlefish)	2,460	0.7%	95.9%	14,000
	Other catch nei	2,350	0.7%	96.6%	4,000
<i>Scomberoides commersonianus</i>	Talang queenfish	1,990	0.6%	97.1%	10,000
	Rabbitfish	1,643	0.5%	97.6%	5,000
Other species		8,834	2.4%	100.0%	
Total reported value		361,400			

Not all prices are reported by category, some market (commercial) price categories are included separately.

Annex 1. Species catch by province for December 2022 (total reported catch: 80,366 kg)

Scientific name	English Common	Khmer Name	Kampot	Kep	Koh Kong	Sihanouk	Total	%Total
	trash fish	ត្រីជី	40.0	166.0	17.0	26,902.0	27,125	33.75%
	Other fish nei	ប្រភេទត្រីចំរុះ	2,772.0	760.0	17,320.0	2,774.0	23,626	29.40%
Decapterus macrosoma	Shortfin scad	ត្រីកាម៉ុងឬត្រីឆ្មាតូ	3,423.0			1,220.0	4,643	5.78%
Encrasicholina heteroloba	Shorthead anchovy	កាកឹម				4,532.0	4,532	5.64%
Penaeus sp.	Prawns nei	បង្កា	354.9	19.0	1,554.1	1,459.5	3,388	4.22%
	Needlefish nei	ត្រីធ្មោង	3,160.0				3,160	3.93%
	Squids nei	មីក	5.0		2,866.7	14.0	2,886	3.59%
Rastrelliger brachysoma	Short mackerel	ត្រីឆ្មាតូ ឬត្រីកាម៉ុងខ្លួនខ្លី	140.0		1,670.0		1,810	2.25%
Portunus pelagicus	Swimming crab	ក្តាមសេះ	204.3	536.0	39.0	989.0	1,768	2.20%
Sardinella gibbosa	goldstripe sardine	ត្រីគុន				1,070.0	1,070	1.33%
	Other catch nei	ផ្សេងៗ	1,040.0				1,040	1.29%
	Octopus	មីកពឹងពាង	95.8	48.6	690.0	25.0	859	1.07%
Anodontostoma chacunda	Chacunda gizzard shad	ត្រីកាម៉យ	143.0			700.0	843	1.05%
Rastrelliger kanagurta	Indian mackerel	ត្រីកាម៉ុងខ្លួនវែង		45.0	400.0	250.0	695	0.86%
Suborder Sepiina	Cuttlefish	មីកស្លុក	27.5	53.5	242.0	161.0	484	0.60%
	Rabbitfish	ត្រីកន្តាំង	281.0	12.0			293	0.36%
Penaeus monodon	Giant tiger prawn	បង្កាខ្លីង	28.0	241.7			270	0.34%

Scientific name	English Common	Khmer Name	Kampot	Kep	Koh Kong	Sihanouk	Total	%Total
	Crabs (swimming crab, mud crab)	ពពួកក្តាម (រួមទាំងក្តាមសេះ ក្តាមថ្ម ក្តាមជ័រ ជាដើម)		256.8	6.0		263	0.33%
	Small mixed shrimp nei	គី		222.7			223	0.28%
Megalaspis cordyla	Torpedo scad	ត្រីកន្ទុយវីង				215.0	215	0.27%
Scomberoides commersonianus	Talang queenfish	ត្រីកាឡាំង				199.0	199	0.25%
	Cephalopods (squids/cuttlefish)	ពពួកមីកស្តូកនិងមីកបំពង់	8.0	57.0		94.0	159	0.20%
	squirrelfish	ត្រីក្រហម	100.0				100	0.12%
	Mantis shrimp	បង្កងកណ្តុប	51.5		10.0	20.0	82	0.10%
	Emperors, scavengers nei	ត្រីគ្រាប់ខ្នុរ	70.0				70	0.09%
Brevitrygon imbricata	Scaly whipray	បែលមាន់		5.0	50.0	9.0	64	0.08%
Scomberomorus sp.	Spanish mackerel species nei	ត្រីបេកា	52.0				52	0.06%
Pseudorhombus arsius	Largetooth flounder	ត្រីអណ្តាតឆ្កែ	0.5	1.0	50.0		52	0.06%
	Lizardfish	ត្រីក្តូចិន	50.0				50	0.06%
	Parrot fish	ត្រីសេក	36.0	5.0			41	0.05%
	Mollusks nei	សប្បីសត្វ ពពួកខ្យង គ្រី ងាវ		39.5			40	0.05%
Eleutheronema tetradactylum	Fourfinger threadfin	ត្រីកាវ៉ាវ	30.8				31	0.04%
	Pony fishes	ត្រីកិ	30.0				30	0.04%
Episesarma versicolor	Violet vinegar crab	ក្តាមជ័រ			30.0		30	0.04%

Scientific name	English Common	Khmer Name	Kampot	Kep	Koh Kong	Sihanouk	Total	%Total
Scylla serrata	Mud crab	ក្ដាមថ្មី		2.0	27.5		30	0.04%
	Shrimps (all kinds of shrimps)	ពពួកបង្កាគ្រប់ប្រភេទទាំងអស់	20.0				20	0.02%
Penaeus merguensis	Banana shrimp	បង្កាប៉ារ៉ា				20.0	20	0.02%
Arius maculatus	Spotted catfish	ត្រីក្អក			19.0		19	0.02%
Decapterus russelli	Slender scad	ត្រីកន្ទុយវែង				17.0	17	0.02%
	Cephalopods (octopus)	ពពួកមីកពីងពាង	13.0				13	0.02%
Gerres oyena	Common silverbidy	ត្រីដូរអង្ករ	13.0				13	0.02%
	Rays nei	បែបល		7.0			7	0.01%
	Lobster	បង្កងប៉ាក	6.5				7	0.01%
Diagramma pictum	Painted sweetlips	ត្រីកាជី		6.0			6	0.01%
Sillago sihama	Silver sillago	ត្រីព្រលួស	5.0				5	0.01%
Metapenaeus spp.		បង្កាឌីខាក់	4.0				4	0.00%
Rachycentron canadum	Cobia	ត្រីផ្ទុក់សមុទ្រ		4.0			4	0.00%
Sepioteuthis lessoniana	Bigfin reef squid	មីកហួយសាយ				4.0	4	0.00%
Paralichthys olivaceus	Olive flounder	ត្រីអណ្ដាតឆ្មៃ		2.0	1.0		3	0.00%
Acentrogobius caninus	Tropical sand goby	ត្រីត្រងោល/ ត្រីដំឡូង	1.0				1	0.00%
Portunus spp.	Swimming crabs	ក្ដាមសេះ				1.0	1	0.00%
Scarus ghobban	Blue-barred parrotfish	ត្រីសេកស្រកាលឿង			1.0		1	0.00%
Terapon jarbua	Jarbua terapon	ត្រីត្រសក់កន្ទុយឆែក			1.0		1	0.00%

