



Food and Agriculture
Organization of the
United Nations



This programme is co-funded by
the European Union



**Programme for Sustainable and Inclusive Growth
in the Fisheries Sector: Capture Component
(CAPFISH-Capture)**

**Catch Monitoring Assessment Survey of Marine Fisheries Production
at Landing Sites in Cambodia**

©FAO CAPFISH-Capture, Marcel Kroese 2021

MONTHLY STATISTICAL REPORT OF MARINE FISHERIES PRODUCTION IN SEPTEMBER 2022

Prepared: Marine Fisheries Research and Development Institute (MaFReDI)

This publication was produced with the financial support of the European Union. Its contents are the sole responsibility of Fisheries Administration and do not necessarily reflect the views of the European Union

1. Introduction and methodology

MaFReDI, with technical assistance from FAO CAPFISH project under EU budget support, is currently piloting scientific catch monitoring at marine landing sites in the four coastal provinces in Cambodia. The aim is to obtain better information on catch and effort by marine fisheries in Cambodia, and to develop a sustainable catch monitoring methodology for implementation by provincial fisheries administrations, supported by MaFReDI. Coverage of landing sites and fishery sectors is gradually expanded, since the start of catch monitoring in July 2021. The current statistical report, provides preliminary analysis based on sample data and focuses on the main indicators that are covered by the catch monitoring sample survey. Therefore, the results do not represent final estimates and may be changed in future updates.

A description of the methodology can be found in: Fisheries Administration (FiA). 2021. Manual for Fish Catch Monitoring Assessment for Marine Fisheries in Cambodia. Marine Fisheries Research and Development Institute of the Fisheries Administration, Phnom Penh, Cambodia. 38 pages.

Data collection for September 2022 was conducted at 8 fish landing sites in all coastal provinces.

Table 1. Number of random selected landings recorded by vessel class and landing site.

Province	Landing sites	Small Scale	Middle Scale
Koh Kong	Oknha Lyon Phat	5	23
Koh Kong	Thmasar	14	16
Preah Sihanouk	Stueng Hav	1	27
Preah Sihanouk	Tumnup Rolok	5	28
Kampot	Kampong Kandal		27
Kampot	Trapeang Ropov	9	10
Kep	Ampeng	5	21
Kep	Oukrasa	8	19
Grand Total		47	171

Middle-scale vessels includes vessel length 12-24 and all trawlers regardless of size, as well as all vessels operating blood cockle dragnet.

2. Statistical tables and results

2.1. Reported catch by gear

Table 2. Mean reported catch in sampled landings (kg) for September 2022.

Province	Landing site	Gear	Small Scale		Middle Scale	
			Mean	ε%	Mean	ε%
Kep	Ampeng	Centipede trap	24.4	8.5%	33.7	8.9%
Kep	Oukrasar	Centipede trap			31.0	26.8%
Koh Kong	Thmasar	Centipede trap	21.5	25.6%		
Kep	Oukrasar	Crab gillnet	28.5	29.8%	23.3	14.7%
Koh Kong	Thmasar	Crab gillnet	6.0	35.4%	6.8	19.4%
Preah Sihanouk	Stueng Hav	Crab gillnet			192.5	7.5%
Preah Sihanouk	Tumnup Rolok	Crab gillnet			232.9	3.8%
Kampot	Trapeang Ropov	Crab trap			21.9	5.5%
Kampot	Trapeang Ropov	Fish gillnet	48.0	11.8%	42.0	42.9%

Province	Landing site	Gear	Small Scale		Middle Scale	
			Mean	ε%	Mean	ε%
Kep	Oukrasar	Fish gillnet	23.6	33.1%		
Preah Sihanouk	Tumnup Rolok	Fish gillnet			465.6	2.2%
Koh Kong	Oknha Lyon Phat	Fish trap			980.0	2.0%
Kampot	Trapeang Ropov	Indian Threadfin Gillnet	9.0	6.4%		
Kampot	Kampong Kandal	Mackerel Gillnet			1,116.7	20.7%
Kampot	Trapeang Ropov	Mackerel Gillnet	52.3	42.5%		
Koh Kong	Oknha Lyon Phat	Mackerel Gillnet	45.0	6.4%	53.2	11.3%
Kep	Oukrasar	Octopus trap longline			110.0	36.4%
Koh Kong	Oknha Lyon Phat	Octopus trap longline			275.0	27.3%
Preah Sihanouk	Stueng Hav	Octopus trap longline			262.5	77.1%
Kampot	Trapeang Ropov	Others	87.5	43.5%		
Koh Kong	Thmasar	Others			440.0	9.1%
Koh Kong	Thmasar	Push net	40.3	32.0%		
Koh Kong	Oknha Lyon Phat	Shrimp gillnet			690.0	30.4%
Kampot	Kampong Kandal	Trawl ¹	31.9	11.6%	32.4	18.2%
Kep	Ampeng	Trawl			97.4	44.3%
Koh Kong	Oknha Lyon Phat	Trawl	370.0	35.1%	3,460.0	80.3%
Preah Sihanouk	Stueng Hav	Trawl			1,930.6	23.5%
Preah Sihanouk	Tumnup Rolok	Trawl	73.2	26.8%	129.1	12.0%

ε% is the relative standard error, if higher than 30%, values are not statistically accurate and cannot be used; average catch without ε% are based on a single observation, are not representative for that gear and are not included in the table.

Table 3. Proportion of landings recorded for all gears by province, with contribution to recorded catch (kg).

Gear	Koh Kong	Preah Sihanouk	Kampot		Kep	Total kg	%Total
Trawl	22.6%	73.3%	1.5%		2.6%	49,466.1	69.8%
Mackerel Gillnet	15.9%		84.1%			4,191.0	5.9%
Fish gillnet	0.1%	87.3%	10.0%		2.7%	3,734.5	5.3%
Crab gillnet	3.7%	82.5%			13.8%	2,441.8	3.4%
Fish trap	90.7%		9.3%			2,161.0	3.0%
Halfbeak gillnet			100.0%			2,000.0	2.8%
Octopus trap longline	53.3%	32.9%			13.8%	1,595.0	2.3%
Others	68.9%		28.5%		2.6%	1,510.0	2.1%
Shrimp gillnet	97.1%	2.9%				1,420.8	2.0%
Spanish mackerel gillnet		100.0%				900.0	1.3%
Centipede trap	9.6%				90.4%	543.0	0.8%
Crab trap	2.2%	14.4%	55.2%		28.2%	277.0	0.4%
Shrimp gillnet 1 & Trawl	100.0%					200.0	0.3%
Push net	100.0%					193.0	0.3%
Shrimp gillnet 3 & Crab gillnet		100.0%				78.0	0.1%
Crab gillnet 6 & Shrimp gillnet		100.0%				60.0	0.1%

¹ originally classified as 'beach seines', this was corrected during 2022, recording this gear as 'Trawl'

Gear	Koh Kong	Preah Sihanouk	Kampot		Kep	Total kg	%Total
Mullet gillnet	100.0%					30.0	0.04%
Indian Threadfin Gillnet			100.0%			27.0	0.04%
Trap			100.0%			12.0	0.02%
Mantis shrimp gillnet	100.0%					7.0	0.01%
Ray bottom longline					100.0%	6.0	0.01%
Grand Total	24.9%	61.0%	10.5%		3.6%		

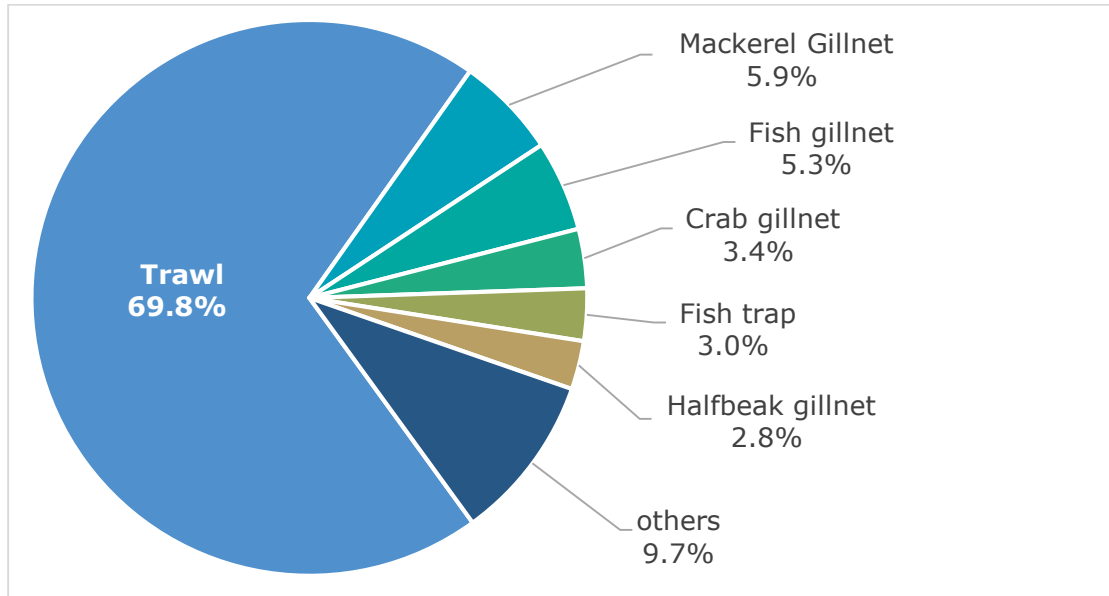


Figure 1. Contribution of main gear types to reported catch.

2.2. Catch and value by species

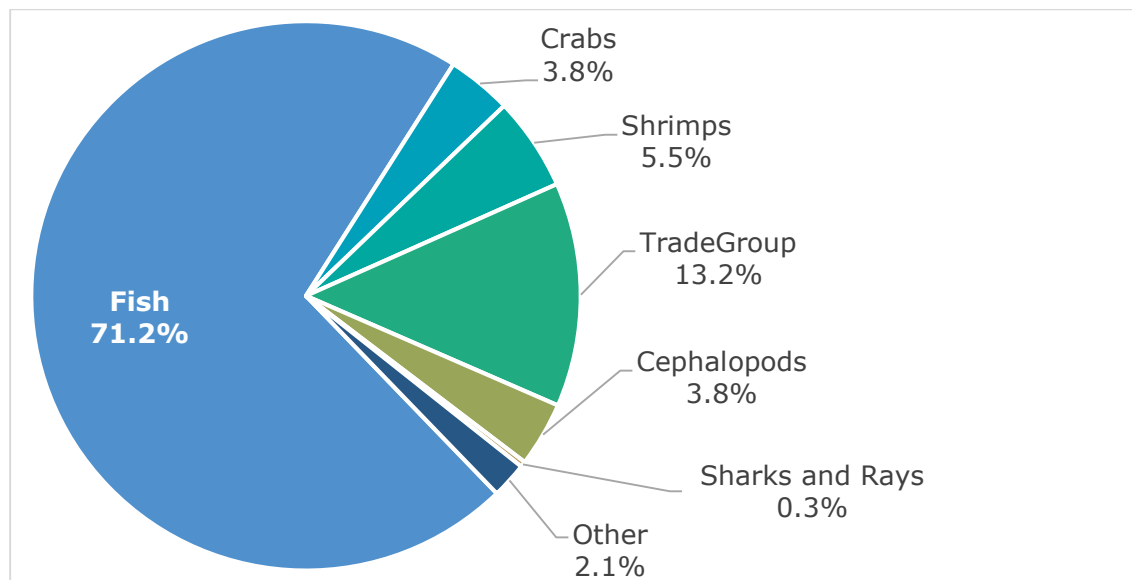


Figure 2. Contribution of main aquatic animal groups to reported catch (total reported weight: 38,173 kg).

Table 4. Top 20 reported species and species groups **by weight** (kg)

Scientific name	English Common	Catch (kg)	Catch%	
			%Total	%Cum. ²
	Other fish nei	5,328	14.0%	14.0%
	Mixed fish (human consumption)	3,000	7.9%	21.8%
	Cephalopods (squids/cuttlefish)	2,757	7.2%	29.0%
<i>Portunus pelagicus</i>	Swimming crab	2,477	6.5%	35.5%
<i>Decapterus macrosoma</i>	Shortfin scad	2,192	5.7%	41.3%
	Crabs (swimming crab, mud crab)	2,112	5.5%	46.8%
<i>Metapenaeus spp.</i>		2,093	5.5%	52.3%
	Needlefish nei	2,000	5.2%	57.5%
<i>Rastrelliger brachysoma</i>	Short mackerel	1,490	3.9%	61.4%
	Other catch nei	1,427	3.7%	65.2%
	Octopus	1,410	3.7%	68.9%
	trash fish	1,300	3.4%	72.3%
<i>Penaeus sp.</i>	Prawns nei	1,154	3.0%	75.3%
	Mixed species (in boat)	1,000	2.6%	77.9%
<i>Anodontostoma chacunda</i>	Chacunda gizzard shad	933	2.4%	80.4%
<i>Sarda orientalis</i>	Striped bonito	900	2.4%	82.7%
<i>Scomberoides commersonianus</i>	Talang queenfish	658	1.7%	84.4%
<i>Rastrelliger faughni</i>	Island mackerel	650	1.7%	86.1%
	Mollusks nei	550	1.4%	87.6%
Other species		4,742	12.4%	100.0%
Total reported catch		38,173		

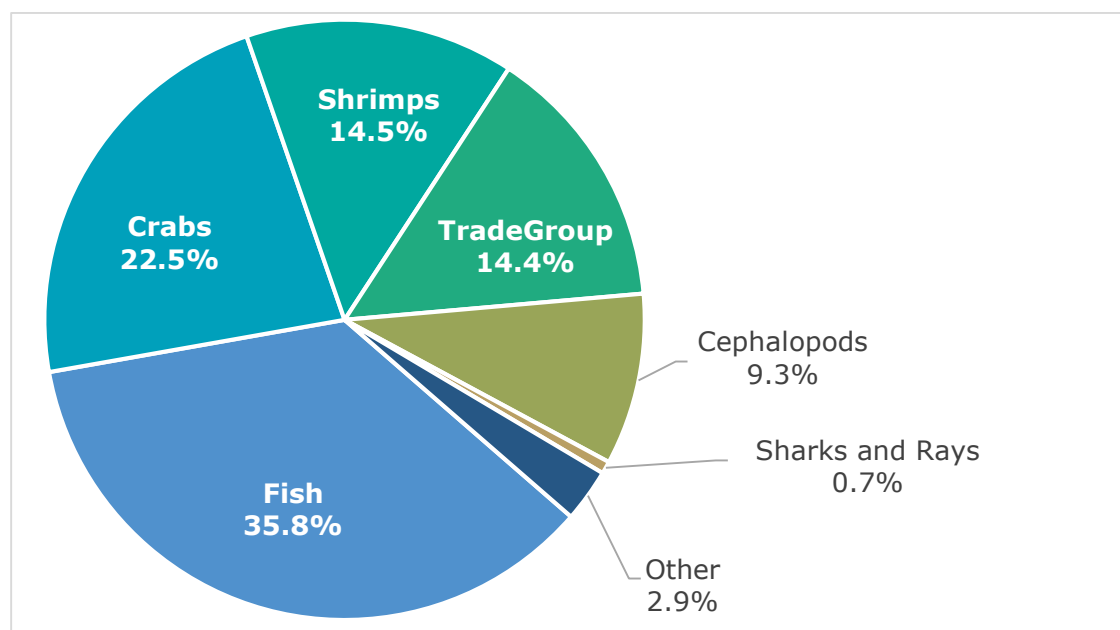


Figure 3. Proportion of total reported value (1000 Riel), by main aquatic animal group (Total reported value: 343,646,000 Riel).

² This represents the cumulative proportion, as a measure for the resource dependency/diversity of the fishery.

Table 5. Top 20 reported species by value (1000 Riel) and average price/kg.

Scientific name	English Common	Value (1000 Riel)	% Value	% Cum	Price (Riels/ Kg)
<i>Portunus pelagicus</i>	Swimming crab	87,880	25.57%	25.57%	28,000
	Cephalopods (squids/cuttlefish)	39,288	11.43%	37.01%	14,000
<i>Metapenaeus spp.</i>		32,245	9.38%	46.39%	21,000
	Other fish nei	25,550	7.44%	53.82%	4,000
	Octopus	15,379	4.48%	58.30%	12,000
<i>Decapterus macrosoma</i>	Shortfin scad	14,850	4.32%	62.62%	7,000
<i>Penaeus sp.</i>	Prawns nei	13,338	3.88%	66.50%	18,000
<i>Rastrelliger brachysoma</i>	Short mackerel	11,238	3.27%	69.77%	8,000
	Squids nei	10,190	2.97%	72.74%	24,000
	Needlefish nei	7,000	2.04%	74.77%	4,000
	Mixed species (boat)	6,800	1.98%	76.75%	6,000
	Other catch nei	6,588	1.92%	78.67%	-
	Mixed fish (consumption)	6,000	1.75%	80.42%	2,000
	Shrimps (mixed species)	5,980	1.74%	82.16%	13,000
<i>Suborder Sepiina</i>	Cuttlefish	5,339	1.55%	83.71%	15,000
	Other species nei	5,328	1.55%	85.26%	98,000
<i>Scomberoides commersonianus</i>	Talang queenfish	4,935	1.44%	86.70%	8,000
<i>Decapterus maruadsi</i>	Round scad	4,779	1.39%	88.09%	9,000
<i>Rastrelliger faughni</i>	Island mackerel	3,900	1.13%	89.22%	6,000
Other species		37,039	10.78%	100.00%	
Total reported value		343,646			

Not all prices are reported by category, some market (commercial) price categories are included separately.

Annex 1. Species catch by province for September 2022 (total reported catch: 38,173 kg)

Scientific name	English Common	Khmer Name	Kampot	Kep	Koh Kong	Sihanouk	Total	%Total
	Other fish nei	ប្រភេទត្រីចំរុះ	994.0	498.0	2960.0	876.0	5,328	13.96%
	Mixed fish for (human) consumption	ប្រភេទសម្រាប់ហូប			3000.0		3,000	7.86%
	Cephalopods (squids/cuttlefish)	ពពួកមីកស្នូកនិងមីកបំពង់		254.0	2460.0	43.0	2,757	7.22%
<i>Portunus pelagicus</i>	Swimming crab	ក្តាមសេះ	235.9	538.5	200.6	1502.0	2,477	6.49%
<i>Decapterus macrosoma</i>	Shortfin scad	ត្រីកាម៉ុងឬត្រីញាតូ	502.0			1690.0	2,192	5.74%
	Crabs (swimming crab, mud crab)	ពពួកក្តាម (រួមទាំងក្តាមសេះ ក្តាមថ្ម ក្តាមជ័រ ជាដើម)	8.0	94.0	2010.0		2,112	5.53%
<i>Metapenaeus spp.</i>		បង្កាឱខាក់	6.0	10.0	2040.0	37.0	2,093	5.48%
	Needlefish nei	ត្រីផ្ទោង	2000.0				2,000	5.24%
<i>Rastrelliger brachysoma</i>	Short mackerel	ត្រីផ្កាតូ ឬត្រីកាម៉ុងខ្លួនខ្លី	1100.0		390.0		1,490	3.90%
	Other catch nei	ផ្សេងៗ	1402.6	4.0		20.0	1,427	3.74%
	Octopus	មីកពឹងពាង	118.1	263.0	980.0	49.0	1,410	3.69%
	trash fish	ត្រីជី	2.0	347.0	538.0	413.0	1,300	3.41%
<i>Penaeus sp.</i>	Prawns nei	បង្កា	142.0	18.0	638.0	356.0	1,154	3.02%
	Mixed species catch in boat	ផលនេសាទមិនទាន់ញែក(លាយគ្នា) នៅក្នុងយូបទូក			1000.0		1,000	2.62%
<i>Anodontostoma chacunda</i>	Chacunda gizzard shad	ត្រីកាម៉យ	842.0	91.0			933	2.44%

Scientific name	English Common	Khmer Name	Kampot	Kep	Koh Kong	Sihanouk	Total	%Total
<i>Sarda orientalis</i>	Striped bonito	ត្រីឈាមស				900.0	900	2.36%
<i>Scomberoides commersonianus</i>	Talang queenfish	ត្រីកាឡាំង				658.0	658	1.72%
<i>Rastrelliger faughni</i>	Island mackerel	ត្រីប៉ាឡាំង	650.0				650	1.70%
	Mollusks nei	សប្បីសត្វ ពពួកខ្យង គ្រុំ ងាវ		69.5	480.0		550	1.44%
<i>Decapterus maruadsi</i>	Round scad	ត្រីកូនគុំ				531.0	531	1.39%
	Shrimps (all kinds of shrimps)	ពពួកបង្កាគ្រប់ប្រភេទទាំងអស់	10.0		460.0		470	1.23%
	Squids nei	មីក	80.0		275.0	92.0	447	1.17%
<i>Suborder Sepiina</i>	Cuttlefish	មីកស្លុក	12.0	41.0	320.0	23.0	396	1.04%
<i>Leiognathus equulus</i>	Common ponyfish	ត្រីសំបោរហៀរ “មានរំអិល”			340.0		340	0.89%
<i>Siganus canaliculatus</i>	Whitespotted Spinefoot	ត្រីកន្តាំងក្រអូម	30.0		200.0		230	0.60%
<i>Acanthurus sp.</i>	Surgeonfish	ត្រីកាតាំង	200.0		5.0		205	0.54%
<i>Lutjanus argentimaculatus</i>	Mangrove red snapper	ត្រីអាំងកឹយក្រហម			200.0		200	0.52%
<i>Penaeus monodon</i>	Giant tiger prawn	បង្កាខ្លីង	5.5	184.0			190	0.50%
<i>Rastrelliger kanagurta</i>	Indian mackerel	ត្រីកាម៉ុងខ្លួនវែង			185.0		185	0.48%
	Small mixed shrimp nei	គី		146.0			146	0.38%
<i>Megalaspis cordyla</i>	Torpedo scad	ត្រីកន្ទុយវីង				102.0	102	0.27%
<i>Epinephelus coioides</i>	Orange-spotted grouper	ត្រីតុកកែកៅ			100.0		100	0.26%
	Sharks	ឆ្លាម				91.0	91	0.24%

Scientific name	English Common	Khmer Name	Kampot	Kep	Koh Kong	Sihanouk	Total	%Total
<i>Eleutheronema tetradactylum</i>	Fourfinger threadfin	ត្រីកាវ៉ាវ	48.0		40.5		89	0.23%
	Mantis shrimp	បង្កងកណ្តុប	62.3		9.0		71	0.19%
<i>Scomberomorus commerson</i>	Narrowbarred Spanish mackerel	ត្រីបេកាខ្មៅ ឬត្រីបេកាឆ្មុត			70.0		70	0.18%
	Lobster	បង្កងប៉ាក	6.5	2.2	3.3	47.0	59	0.15%
	Crabs nei	ក្តាមផ្សេងៗ		51.0			51	0.13%
<i>Panna microdon</i>	Panna croaker	ត្រីប្រម៉ា	50.5				51	0.13%
<i>Saurida undosquamis</i>	Busetooth lizardfish	ត្រីក្តុចិនអុជខ្មៅ		50.0			50	0.13%
<i>Selar crumenophthalmus</i>	Bigeye scad	ត្រីកន្ទុយរឹងភ្នែកធំ				45.0	45	0.12%
<i>Chiloscyllium punctatum</i>	Brownbanded bambooshark	ឆ្មាមឆ្មុត		4.0	40.0		44	0.12%
	Barracuda	ត្រីអង្រែង			40.0		40	0.10%
	Rabbitfish	ត្រីកន្តាំង	21.0	17.0			38	0.10%
<i>Scomberomorus sp.</i>	Spanish mackerel species nei	ត្រីបេកា	36.0				36	0.09%
<i>Sillago ingenuua</i>	Bay sillago	ត្រីព្រលួសធម្មតា		36.0			36	0.09%
<i>Thunnus tonggol</i>	Longtail Tuna	ត្រីប្រម៉ា			35.0		35	0.09%
	Pony fishes	ត្រីកិ	13.0	1.5	20.0		35	0.09%
	Parrot fish	ត្រីសេក	26.0	4.0			30	0.08%
<i>Thryssa hamiltonii</i>	Hamilton's thryssa	ត្រីស្លឹកឫស្សី				30.0	30	0.08%
<i>Brevitrygon imbricata</i>	Scaly whipray	បំបែលមាន់		5.0		23.0	28	0.07%
<i>Scylla serrata</i>	Mud crab	ក្តាមថ្មី	0.7		27.0		28	0.07%

Scientific name	English Common	Khmer Name	Kampot	Kep	Koh Kong	Sihanouk	Total	%Total
	Rays nei	បែល	1.0	19.0		5.0	25	0.07%
	Cephalopods (octopus)	ពពួកមីកពីងពាង	10.0			10.0	20	0.05%
	Mullet	ត្រីក្បក			20.0		20	0.05%
	squirrelfish	ត្រីក្រហម	20.0				20	0.05%
<i>Sillago sihama</i>	Silver sillago	ត្រីព្រលួស	0.5			19.0	20	0.05%
<i>Pseudorhombus arsius</i>	Large-tooth flounder	ត្រីអណ្តាតធ្មែ	1.0		10.0	6.0	17	0.04%
<i>Decapterus russelli</i>	Slender scad	ត្រីកន្ទុយរឹង			15.0		15	0.04%
<i>Selaroides leptolepis</i>	Yellow stripe trevally	ត្រីឆ្មួតលឿង			15.0		15	0.04%
	Lizardfish	ត្រីក្តុចិន				12.0	12	0.03%
<i>Chiloscyllium griseum</i>	Grey bambooshark	ឆ្មាមគីងកំបូឆ្មាមឆ្មួត		12.0			12	0.03%
	Shellfish nei	ខ្យង មីក ក្តាមផ្សេងៗ		8.0	2.0		10	0.03%
<i>Sphyræna obtusata</i>	Obtuse barracuda	ត្រីអង្រែ	10.0				10	0.03%
<i>Saurenchelys cancrivora</i>	Slender Sorcerer	ត្រីខ្លីងសមុទ្រ		8.5			9	0.02%
<i>Crenimugil seheli</i>	Bluespot mullet	ត្រីក្បក	1.0		7.0		8	0.02%
<i>Episesarma versicolor</i>	Violet vinegar crab	ក្តាមជ័រ			6.5		7	0.02%
<i>Arius maculatus</i>	Spotted catfish	ត្រីក្តុក			4.0		4	0.01%
<i>Choerodon anchorago</i>	Orangedotted tuskfish	ត្រីសេកទឹកក្រូច		4.0			4	0.01%
	Snappers, jobfishes	ត្រីអាំងកឹយ	3.0				3	0.01%
<i>Scarus ghobban</i>	Blue-barred parrotfish	ត្រីសេកស្រកាលឿង		3.0			3	0.01%

Scientific name	English Common	Khmer Name	Kampot	Kep	Koh Kong	Sihanouk	Total	%Total
	Emperors, scavengers nei	ត្រីគ្រាប់ខ្នុរ		2.5			3	0.01%
	Herrings	ត្រីក្បក			2.0		2	0.01%
	Other catch	ផ្សេងៗទៀត		2.0			2	0.01%
<i>Albula neoguinaica</i>	Sharpjaw bonefish	ត្រីបេកា	2.0				2	0.01%
	Flounders and soles nei	ត្រីអណ្តាតផ្តែ	1.0				1	0.00%
<i>Gerres abbreviatus</i>	Deepbody silverbidy	ត្រីដូរអង្ករ		1.0			1	0.00%
<i>Penaeus merguensis</i>	Banana shrimp	បង្កាប៉ារ៉ា		1.0			1	0.00%
<i>Siganus virgatus</i>	Doublebarred spinefoot	ត្រីកន្តាំងថ្ម		0.5			1	0.00%